

## REGULATORY COMPLIANCE

Rollease Acmeda declares this equipment is in compliance with the essential requirements and other relevant provisions of the following directives:

2006/95/EC	The Low Voltage Directive
89/336/EEC	The Electromagnetic Compatibility Directive
1999/5/EC	R&TT EC Directive

## STATEMENT REGARDING FCC COMPLIANCE

This device complies with Part 15 of the FCC Rules. Operation is subject to the following two conditions:

- (1) This device may not cause harmful interference, and
- (2) This device must accept any interference received, including interference that may cause undesired operation.

Note: This equipment has been tested and found to comply with the limits for a Class B digital device, pursuant to Part 15 of the FCC Rules. These limits are designed to provide reasonable protection against harmful interference in a residential installation. This equipment generates, uses and can radiate radio frequency energy and, if not installed and used in accordance with the instructions, may cause harmful interference to radio communications. However, there is no guarantee that interference will not occur in a particular installation. If this equipment does cause harmful interference to radio or television reception, which can be determined by turning the equipment off and on, the user is encouraged to try to correct the interference by one or more of the following measures:

- Reorient or relocate the receiving antenna.
- Increase the separation between the equipment and receiver.
- Connect the equipment into an outlet on a circuit different from that to which the receiver is connected.
- Consult the dealer or an experienced radio/TV technician for help.

Any changes or modifications not expressly approved by the party responsible for compliance could void the user's authority to operate the equipment.



Do not dispose of in general waste.

Please recycle batteries and damaged electrical products appropriately.



## QUICK START GUIDE



1

Plug USB power adapter into a power outlet.

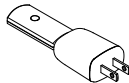


### WARNING

Only use Rollease Acmeda USB power adapters with USB Repeater. Using other power adapters/power sources may adversely affect USB Repeater performance and should be avoided.

2

Plug the USB Repeater into the USB power adapter. A blue LED on the USB Repeater will be visible when the power is switched on.

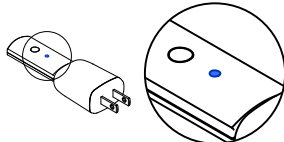


### NOTE

USB Repeater is plug and play. No setup required.

3

Press any button on a Rollease Acmeda remote control. The blue light on the USB Repeater will flash 3 times. This means the USB Repeater is transmitting the signal.



LED LIGHT

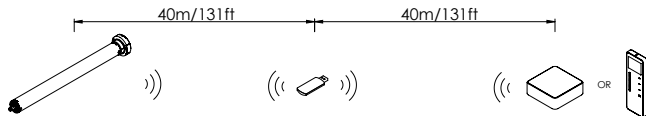


### IMPORTANT

Maximum of 2 USB Repeaters can be used in one project  
Don't cover the USB Repeater with a metal shield

## INSTALLATION RANGE

The Rollease Acmeda USB Repeater can extend the RF range of operation for ARC-enabled products by up to 40m (131ft).



NOTE: RF source can be PULSE or any ARC Remote Control or Sensor.

## ROLLEASE ACMEDA USB POWER ADAPTERS

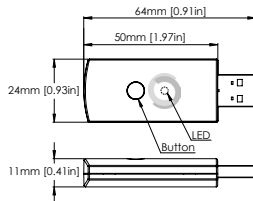
PART	MTPS-USB5-1000AU	MTPS-USB5-100EU	MT03-0301-050002	MTPS-USB-BK
REGION	AU	EU	UK	US

## LED LIGHT INDICATION

LED	STATUS
On	Power On
Flashes x 3	Transmitting a remote control, motor or sensor RF433 MHz signal
Flashes x 1	Transmitting a Pulse hub RF433 MHz signal

## SPECIFICATIONS

INTERFACE	USB
WORKING VOLTAGE	5±0.2 V DC
POWER SUPPLY	USB POWER ADAPTER
RADIO FREQUENCY	433.92MHZ
RADIO DISTANCE OF OPERATION	40m
	131.23ft
RECEIVER SENSITIVITY	> -65 dB
TRANSMITTER POWER	3 ~ 3.5 dBm
RF PROTOCOL	ARC
RF MODULATION	FSK
SAFETY CERTIFICATION	TUV
RF CERTIFICATION	RTTE
ENVIRONMENTAL CERTIFICATION	ROHS
ELECTROSTATIC DISCHARGE	4KV (Contact discharge) 8KV (Air discharge)



COLOR	BLACK
INDICATOR	BLUE LED
IP CODE	IP45
WEIGHT	0.01kg
	0.022lbs
WORKING TEMPERATURE	-5 ~ 50 °C
	23 ~ 122 °F
WORKING HUMIDITY	< 80%
STORAGE TEMPERATURE	-10 ~ 65 °C
	14 ~ 149 °F