

R-Series Automate | 45mm

The motorized R-Series roller shade system offers a range of three Automate motors with three tube diameters to suit a variety of applications. Featuring ARC (Automate Radio Communication), the 45mm R-Series Automate system provides an intelligent, Li-ion battery, AC, or a DC powered solution.

AESTHETIC FEATURES

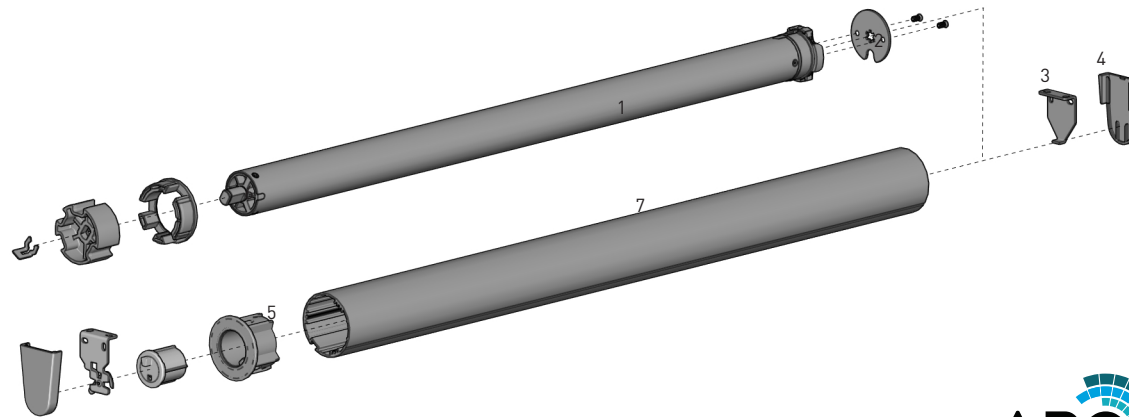
- Slim motor head for minimal light gap

ASSEMBLY / PRODUCTION FEATURES

- Crown, drive and adapters available to suit variety of tube sizes

FUNCTIONAL BENEFITS

- Leveling control
- Simple limit setting and adjustment
- Favorite position
- 3 operational speed settings
- 2-way RF communication
- ARC protocol for simple programming



SYSTEM INDEX

- Automate Motor | 45mm
 - MTDCBRFQ45-3 - Li-ion Q3.0
 - MTDCBRFQ45-10 - Li-ion Q2.0
 - MTDCRFQ45-3 - DCRF Q3.0
 - MTDCRFQ45-10 - DCRF Q10
 - MTACRF45-10 - ACRF Q10
 - MTACRF45-15 - ACRF Q15
- Motor Adapter
MTAD-45-RS
- Brackets
RB360xx
RB380xx
RB390xx
- Bracket Covers
RBPC360xx
RBPC380xx
- Pin End & Adapter
REP53XX
RA2XX
- Crown and Drive Kit
MTCRDR-45-2 - Kit for 2" tube
MTCRDR-45-2.5 - Kit for 2½" tube
MTCRDR-45-3.24 - Kit for 3¼" tube
- Aluminium Tube
RTEA5T## - 2" tube
RTEA6T## - 2½" tube
RTEA7T## - 3¼" tube
- Screws for Adapter
SLAMSCREW

- Size
xxx- Color

PRODUCT OPTIONS

SUN SENSOR



SYSTEM UPGRADES

- CASSETTE 80/100/120
- FASCIA 3"/4"/5"
- POCKETS 3"/4"/5"/6"

CONTROL OPTIONS

PARADIGM REMOTES



WALL SWITCH



SMART HOME



PULSE



CHARGERS

ELECTRIC

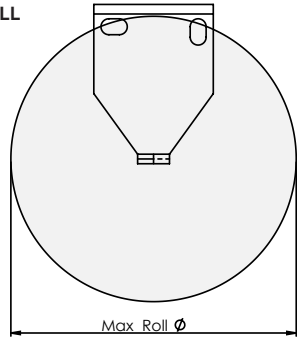


SOLAR



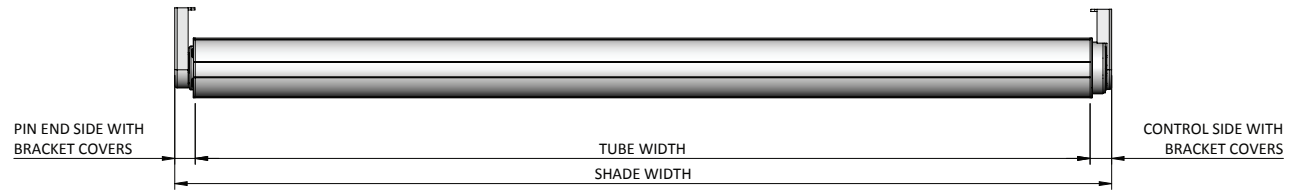
SPECIFICATIONS

MAX ROLL




BRACKET	MAX ROLL SIZE
RB360	2.75" (69mm)
RB380	3.65" (92mm)
RB390	4" (101mm)

DEDUCTION CHART



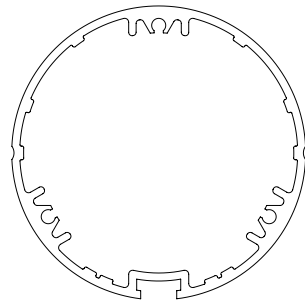
MOTOR	TUBE	BRACKETS	PIN END	CONTROL SIDE	OVERALL DEDUCTION
MTDCBRFQ45-3 MTDCBRFQ45-10	2" Tube	With Bracket Covers	.63" [16mm]	.79" [20mm]	1.42" [36mm]
		No Bracket Covers	.55" [14mm]	.71" [18mm]	1.26" [32mm]
MTDCRFQ45-3 MTDCRFQ45-10	2½" Tube	With Bracket Covers	.71" [18mm]	.71" [18mm]	1.42" [36mm]
		No Bracket Covers	.63" [16mm]	.63" [16mm]	1.26" [32mm]
MTACQRF45-10 MTACRF45-15	¾" Tube	With Bracket Covers	.71" [18mm]	.79" [20mm]	1.50" [38mm]
		No Bracket Covers	.63" [16mm]	.71" [18mm]	1.30" [34mm]

TUBE SPECS




2" Tube

Code: RTEA5T12 (with tape)
RTEA5U12
RTEA5T16 (with tape)
RTEA5U16
OD: 2.0" (51mm)
Length 12', 16'
(3.66m, 4.88m)



2½" Tube

Code: RETA6T16 (with tape)
RTEA6U16
OD: 2.5" (65mm)
Length 16'
(4.88m)



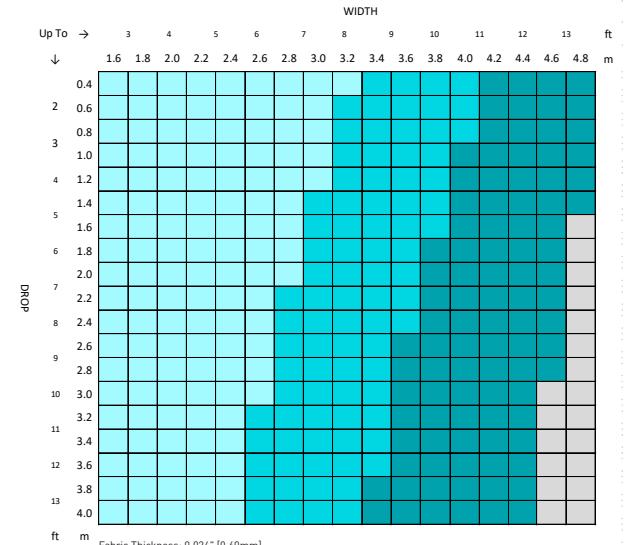
¾" Tube

Code: RETA7T16 (with tape)
OD: 3.25" (83mm)
Length 16'
(4.88m)

MAX DROP		
2" TUBE	2½" TUBE	¾" TUBE
8.76' [2.67m]	13.12' [4.00m]*	

* Recommended Max Drop. Exceeding this value may cause fabric tracking issues

45mm SYSTEM CAPACITY



Fabric Thickness: 0.024" (0.60mm)
Fabric Density: 12.39oz/yd² (1420gsm)
Weight Bar: D30 Silent Medium Aluminium Bottom Rail

U-Ion Q3-Q2.0MIN WIDTH 0.95m (3.21')
DCRF Q3-Q2.0MIN WIDTH 0.85m (2.79')
ACRF Q3.0MIN WIDTH 0.90m (2.95')
ACRF Q3.5MIN WIDTH 0.80m (2.62')

CONTROL	TUBE	OUTSIDE SPECIFICATION
45mm Motor	RTEA5T## - 2.0"	
	RETA6T## - 2.5"	
	RTEA7T## - 3.25"	