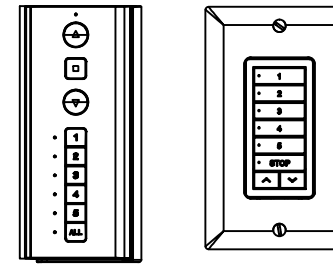
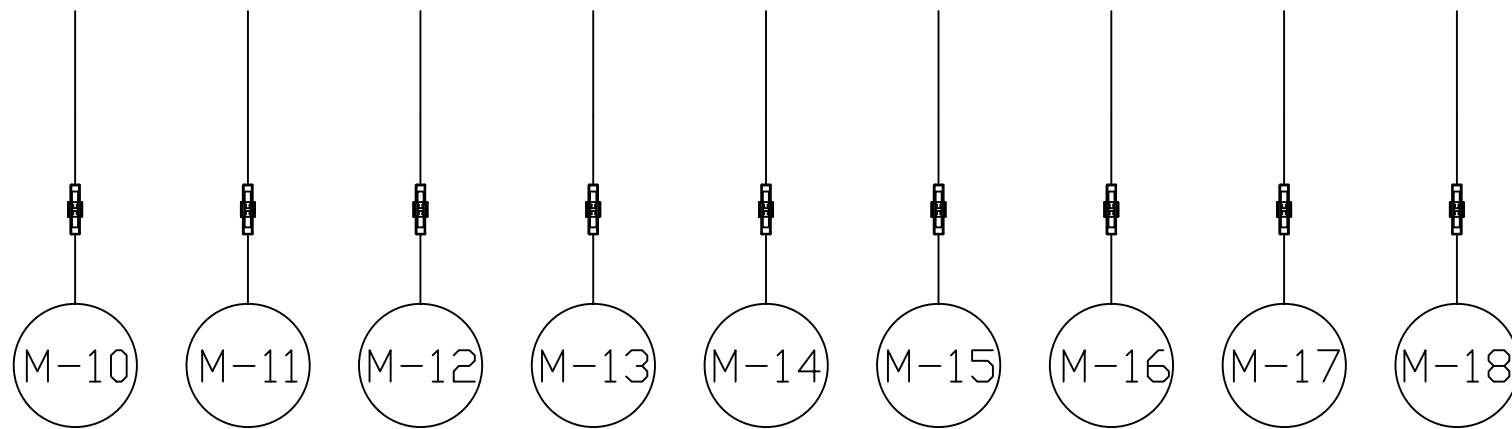


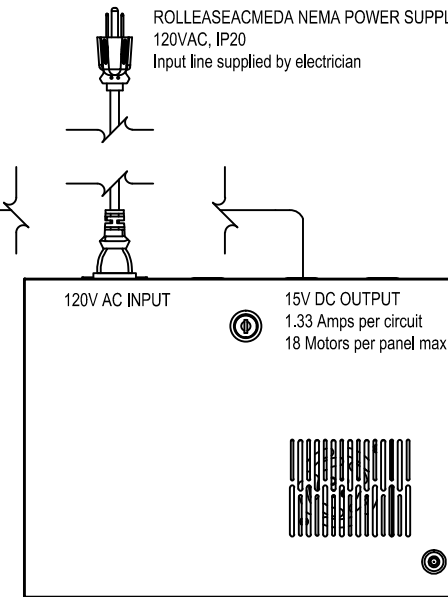
EACH MOTOR HAS A LOW VOLTAGE WIRING RUN TO POWER SUPPLY. SEE INSTRUCTION BOOKLET FOR WIRE SIZING.



WIRELESS WALL SWITCH AND/OR HANDHELD RF CONTROLS

Low Voltage Wire Runs
See instruction booklet for wire gauge chart.
Runs to be made by electrician.

ROLLEASEACMEDA NEMA POWER SUPPLY CABLE
120VAC, IP20
Input line supplied by electrician



ROLLEASEACMEDA DC POWER SUPPLY

PRODUCT SPECIFICATION SHEET

ITEM DESCRIPTION: DC Motor Riser Diagram

ITEM CODE:

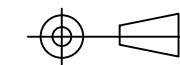


www.rolleaseacmeda.com

© ROLLEASE
ACMEDA

SCALE: 1:1

DRAWN: DDawson



PROPRIETARY & CONFIDENTIAL
THE INFORMATION CONTAINED IN THIS DRAWING IS THE SOLE PROPERTY OF
ROLLEASE ACMEDA. ANY REPRODUCTION IN PART OR WHOLE WITHOUT THE
WRITTEN PERMISSION OF ROLLEASE ACMEDA IS PROHIBITED.

DIMENSIONS
IN "MM"

SIZE: A3
REV.